

ENGLISH AT WORK

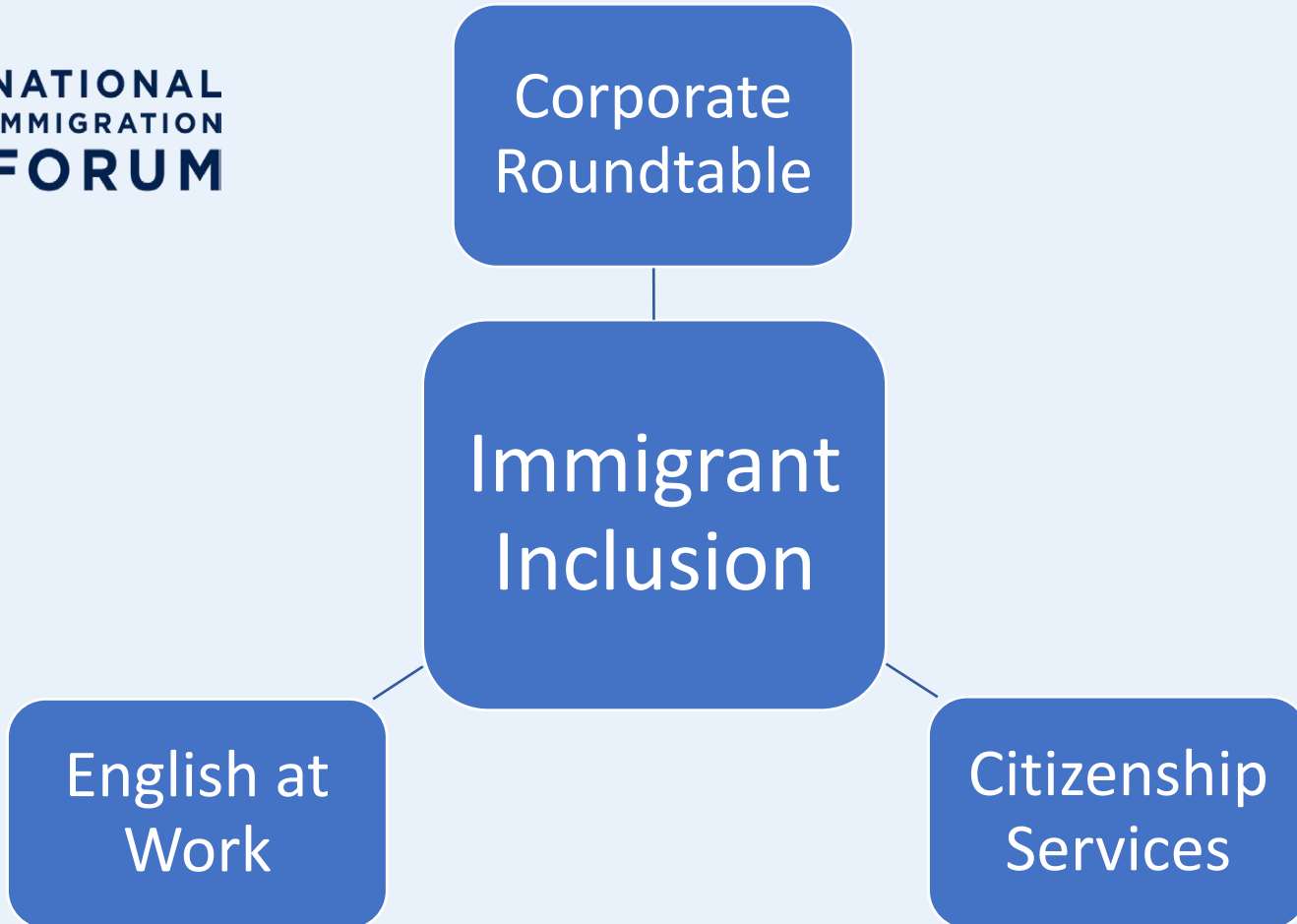
Industry Contextualized
English Language Training



NATIONAL
IMMIGRATION
FORUM



Business Engagement Programs



English at Work Corporate Partners



English at Work Impact & ROI

Since 2016, EAW has supported employees of over **20 companies** in **6 industries**, across the United States, resulting in:

Improved learning outcomes:

87%

of participants demonstrated improved English skills

95%

reported increase confidence on the job

Improved career outcomes:

37%

of participants reported promotions

73%

reported being on track to higher wages

Improved business outcomes:

93%

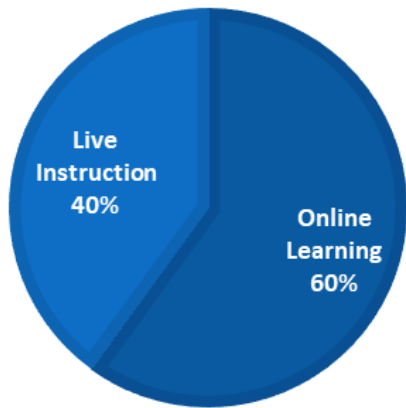
reported improved job performance

89%

of managers reported increased productivity of operations

Program Overview

Plug & Play, Blended Instruction Model



Fully accessible on computer & mobile



- ✓ **Highly qualified instructors** with an accredited community college or adult school.
- ✓ English at Work team provides **all project management and help desk support services to learners and instructors.**

Agriculture Curriculum

- High quality, student-centered, differentiated instruction
- 7 Modules covering vocabulary, grammar and competencies presented in **agriculture context**.
 - Job Vocabulary
 - Team Communication
 - Problem Solving
 - Safety
 - Customer interaction
 - Operating equipment & technology
 - Industry best practices
- Designed for **multi-level** learners, providing opportunity for peer learning and mentorship.

Module 2: "What's Your Job?"

Workplace Adventure

Actions at Work

clean

My Job and I

On the Job Vocabulary

Numbers


Listen and Answer

Videos: Watch + Answer

NATIONAL IMMIGRATION FORUM

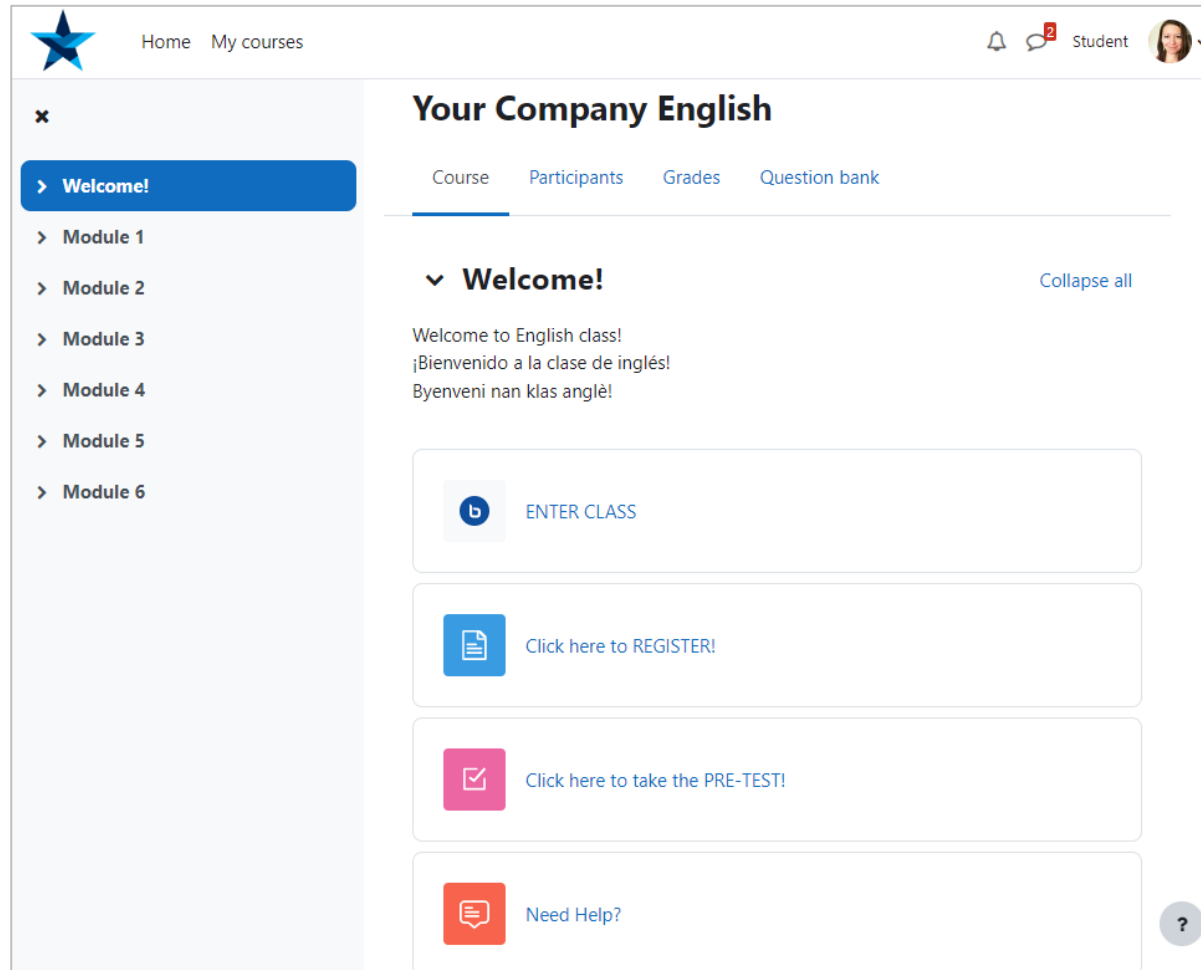
Training Logistics

- Training duration: 10, 12 or 15 weeks, with up to 6-month access to online learning platform
- Class frequency: 1/wk for 2-3 hrs (30 hours total)
- Weekly class meets in-person or remotely (participants join online via LMS)
- Digital online modules reinforce classroom instruction
- Learners receive a certificate of completion from the college and certificate of participation from the employer upon graduation.



Tools Created for English Learners

- Strong correlation between Limited English Proficiency and digital skills
- **Created specifically** for learners with limited English and digital-literacy skills
- **“Success from the first click”** tool
- **Help desk support** in the first language

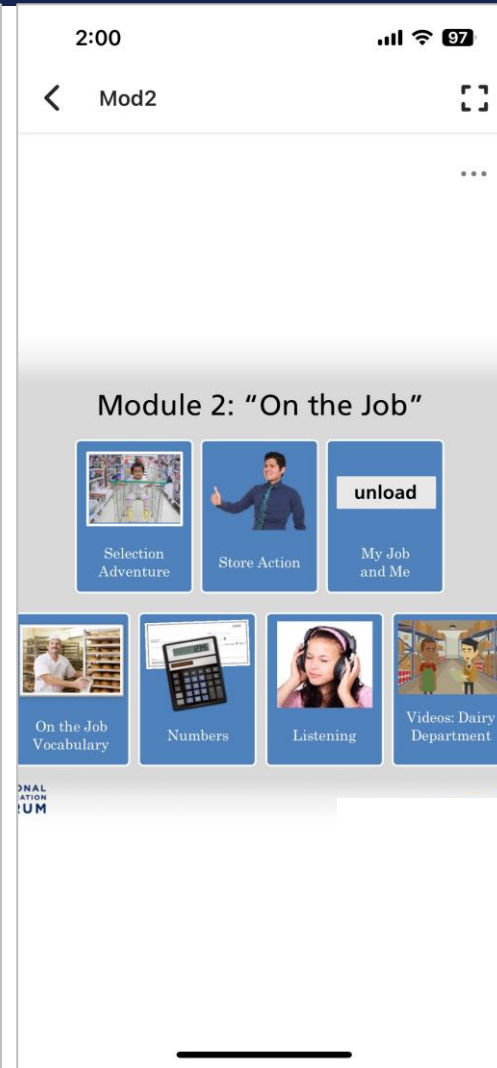
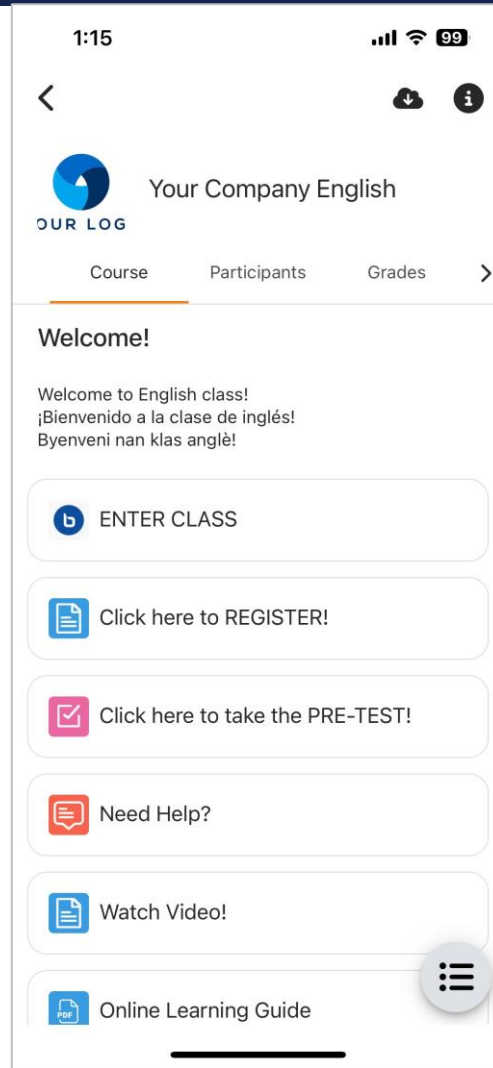


The screenshot shows a user interface for a course titled "Your Company English". The top navigation bar includes "Home" and "My courses", along with a notification bell, a chat icon, and a user profile labeled "Student". The main content area is divided into a left sidebar and a main panel. The sidebar contains a list of modules: "Welcome!", "Module 1", "Module 2", "Module 3", "Module 4", "Module 5", and "Module 6". The main panel displays the "Welcome!" section, which includes a welcome message in English, Spanish, and Vietnamese: "Welcome to English class!", "¡Bienvenido a la clase de inglés!", and "Byenveni nan klas anglè!". Below the message are four action buttons: "ENTER CLASS" (with a blue 'b' icon), "Click here to REGISTER!" (with a blue document icon), "Click here to take the PRE-TEST!" (with a pink checkmark icon), and "Need Help?" (with an orange speech bubble icon). A "Collapse all" link is visible in the top right of the main panel.

***over 90% of participants report increased comfort with technology at work.**

Tools Created for English Learners

Mobile Experience



Contextualized for Industry

Home My courses

CompanyEnglish / Module 2

Module 2

Exit activity

Mod2 MAIN MENU

Feed	Calendar	Safety Gear	Branches
Grape Vines	Sharpening File	Facemask	

Pruning Shears

Cows

?

The screenshot shows a language learning interface. On the left is a sidebar with a navigation menu: 'Welcome!', 'Module 1', 'Module 2' (expanded), 'Module 2 Quiz', 'Module 3', 'Module 4', 'Module 5', and 'Module 6'. The main content area is titled 'CompanyEnglish / Module 2' and 'Module 2'. It features a 'MAIN MENU' with a grid of text labels: 'Feed', 'Calendar', 'Safety Gear', 'Branches', 'Grape Vines', 'Sharpening File', and 'Facemask'. Below this menu is a grid of images: a vine with fruit, two people in protective suits, a person with a cow, a calendar, a cow, a bunch of grapes, a green bag, and a pair of hands using pruning shears. A 'Pruning Shears' label is positioned to the right of the shears image. A 'Cows' label is positioned to the left of the cow image. An 'Exit activity' button is in the top right, and a help icon (?) is in the bottom right.

Contextualized for Industry

The screenshot displays an educational interface with a course menu on the left and a main content area on the right. The course menu includes:

- > Welcome!
- > Module 1
- ▼ Module 2
 - Module 2
 - Module 2 Quiz
- > Module 3
- ▼ Module 4
 - Module 4 (part 1)
 - Module 4 (part 2)**
 - Module 4 Quiz
- > Module 5
- > Module 6

The main content area features a large illustration of two people under a blue canopy tent in a field. A woman wearing a yellow cap and a plaid shirt stands on the left, while a man in a blue shirt sits on a stool on the right. In the background, an orange tractor is visible. Navigation buttons include "Exit activity" in the top right, "Back" with a left-pointing arrow in the bottom left, and "Next" with a right-pointing arrow in the bottom center. A small question mark icon is located in the bottom right corner.

Live instruction available remotely

BigBlueButton - ENTER CLASS

mxda014524.rna1.blindsidenetworks.com/html5client/join?sessionToken=zph1nmlkbsighiv

MESSAGES

Public Chat

NOTES

Shared Notes

USERS (10)

Ana

Help Desk

Nancy

Angel

Diana

Kenia

Maria

Sandra

Snezana

Public Chat

Thupten 9:10 AM
Sandra is wroking at 7 am to 3:30

Nancy 9:11 AM
SANDRA

Snezana 9:11 AM
Sandra is going to work

Maria 9:11 AM
Maria go to work at 2pm

Nancy 9:11 AM
SANDRA IS GOING TO WORK FROM 7 AM TO 3:30 PM

Snezana 9:12 AM
I will clean the floor tomorov at work.

Maria 9:12 AM
I'll be at cashier

Nancy 9:12 AM
TOMORROW

Thupten 9:12 AM
Sandra will going to wrok tomorrow

Nancy 9:12 AM
I'LL BE AT THE CASH REGISTER.

Send message to Public Chat

ENTER CLASS (Tuesday 8:30AM) 38:12

Nancy Maria Thupten Kenia

What will you do at work tomorrow?

Name of student _____

He/she _____

at work tomorrow.
HE WONT SLEEP AT WORK!

NEW AMERICAN UNIVERSITY
A project of the National Immigration Forum

Participant Profiles

- New or experienced employees who have demonstrated high potential and a desire to perform their jobs better and advance within the business.
- Interest in pursuing additional training and certification opportunities but have been limited by language barriers.
- Interest in honing digital skills to pursue online learning opportunities.
- Literacy in first language and ability to communicate in English at a beginner proficiency level.
- Commitment to attending training each week.
- Participants represent various teams.



California ETP Opportunity

- Training at no charge to CA employers, serving workers in food supply chain occupations; complete by May 2025
- Requirements for participating employers:



- Compensate employees their regular wages during training hours (45 hours average)
- Trainees must be full time workers (35 hours per week), majority frontline workers (only 20% managers)
- Report trainee demographic information, SSNs, 90-day retention, wages post-retention
 - 500 hours of employment during a period not to exceed 272 calendar days after completion of training for seasonal employees.
 - Post retention wages must be at least CA minimum wage or local minimum wage for localities with a higher minimum wage than the State.
- Provide union letter of support for trainees represented in a collective bargaining agreement.

Partner Commitment

- Designate PoC for training implementation.
- Inform managers of the program and their role. (video)
- Promote opportunity to target workforce and sign-up employees.
- Determine schedule for the weekly live class session.
- Commit to protecting class time by scheduling employees around it.
- Join class on week 2 to welcome participants on behalf of the company.
- During the training managers should observe job performance, interaction with team & customers, etc. and check-in and offer support as needed.
- Attend graduation and award a certificate of recognition to all participants.
- Managers complete a 5 min survey to share observations post-training.

Questions





NATIONAL
IMMIGRATION
FORUM

ENGLISH AT WORK

Ana Negoescu, Assistant Vice President, Inclusion Programs

anegoescu@immigrationforum.org

